

LimelightEXCHANGE

Advanced reporting for visibility into your audience's viewing and download habits.

Keep track of your users and their traffic patterns. Measure the popularity of your content. Analyze your CDN operations. When you add LimelightEXCHANGE™ to your LimelightDELIVER™ or LimelightSTREAM™ service from Limelight Networks®, you'll benefit from detailed information in a robust set of reports, making it easy to monitor every aspect of your online business.

Using a secure web-based portal, LimelightEXCHANGE provides object-level details, bandwidth and storage utilization, and most requested content. With a streamlined user interface similar to a browser, you can choose favorites for fast access to your most viewed and most critical reports.

Standard features

- Detailed CDN reporting
- Secure web-based access
- Multiple views, including traffic and URLs
- Easy export via email and industry-standard formats
- Customizable reports
- Control over user permissions

Premium features

- Geo Reporting
- Gomez website performance monitoring
- Self-ordering
- Increased reporting on popular content

Calendaring

View historical data; hourly, daily, and monthly traffic patterns; and specific dates surrounding a recent promotion or event.

Security

Create multiple user accounts and manage views and data access for each user—giving access only to the right people.

Easy export

Export data into common applications and file formats—including Microsoft Excel, CSV, and XML—for quick sharing or for integration with your existing reporting tools.

Portal

Manage and configure how your content is delivered to your customers—for example, following geo-compliance business rules.

Robust reporting

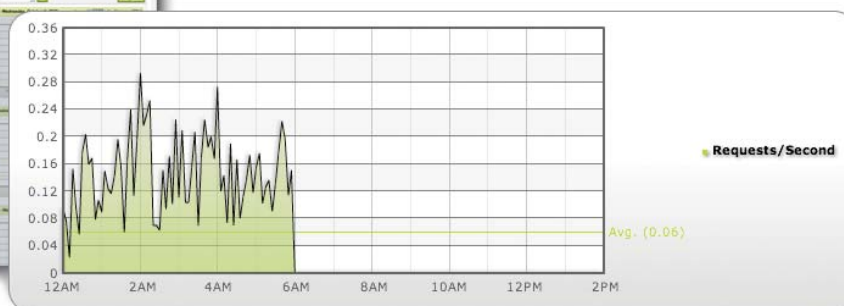
Gain visibility into the most frequently needed data, including traffic, URLs, referring URLs, missing files, errors, and file types.

“LimelightEXCHANGE provides our customers with a dashboard view of their CDN activity, which helps them make more informed decisions about their online businesses. And since key online business performance indicators are always changing, we're continually updating LimelightEXCHANGE to ensure it's a valuable business tool.”

John Gaffney,
Senior Director of
Product Management,
Limelight Networks



With a selection of charts and graphs, LimelightEXCHANGE makes it easy to visualize trends or identify issues.



Command and Control

Don't see the perfect report? LimelightEXCHANGE allows you to create custom reports and sub-reports based on file extension, directory path, key words, or left/right string match. You can email reports to colleagues as you're viewing them—or set a schedule to have reports emailed to you on a daily, weekly, or monthly basis. Also available are raw logs every 24 hours or live logs every 15 minutes, both delivered in industry-standard formats.

LimelightEXCHANGE also enables you to control how LimelightDELIVER or LimelightSTREAM publishes and presents your content. For example, to maintain content freshness or for managing exceptions, the Purge utility allows authorized individuals to delete content cached across our CDN. Multi-user access and permission controls give you the ability to limit access to reporting only, or to reporting and control functions.

Our advanced tiers of support services, LimelightSUPPORT Premium and LimelightSUPPORT Premium+, include LimelightEXCHANGE Premium at no additional cost.

For more information about LimelightSUPPORT plans, visit www.llnw.com/limelightexchange.

LimelightEXCHANGE Premium

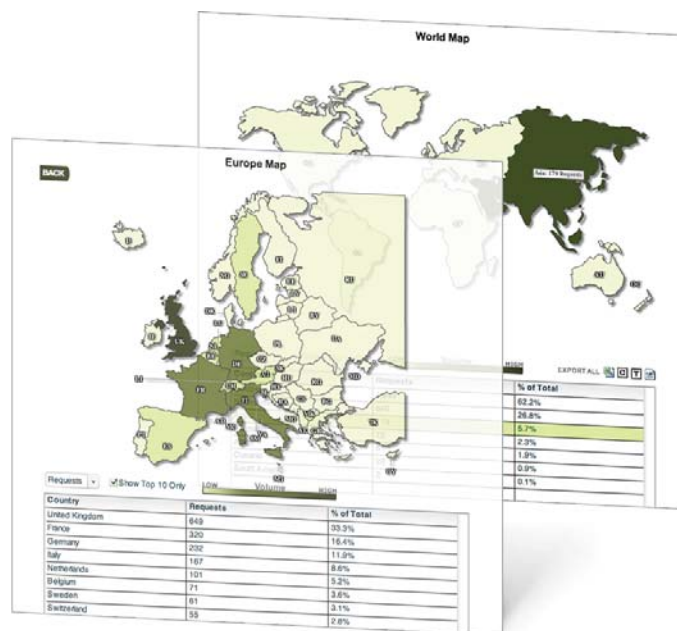
Need even more power and more information? A premium version of LimelightEXCHANGE offers enhanced analytical tools.

Geo Reporting

Segment your markets. Tailor your content. Target your advertising. With Geo Reporting, you'll have the information you need to make better business decisions. This robust feature enables you to assess traffic at a global or continent level—and drill down instantly for city-by-city details. With quick and easy views of traffic data in different geographies, you'll be in a position to deliver the right content to audiences around the world.

Geo Reporting provides geographic information for each Limelight Networks service and each sub-report in a choice of map and table formats. Color-coded maps show you the hot spots of activity around the world. Choose to display all geographies at once or only the top 10 locations. As with all LimelightEXCHANGE reports, you can compare locations based on number of requests and bytes sent, or as a percent of total volume.

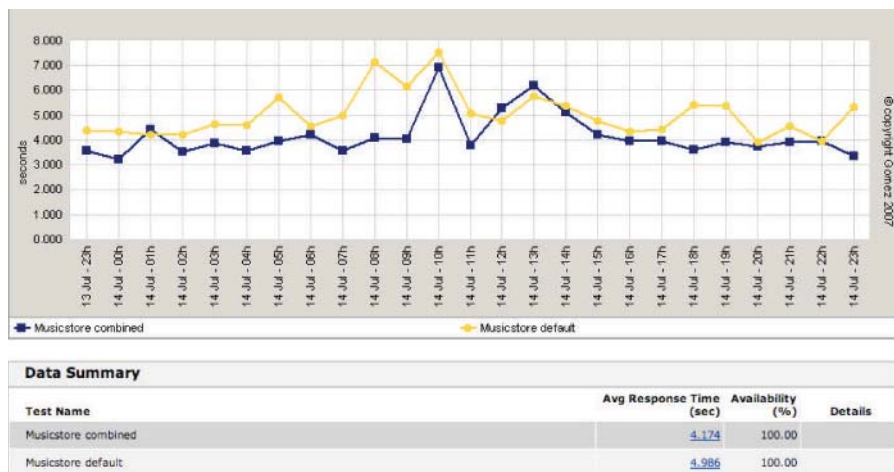
Color-coded maps make it easy to identify geographies with top activity.



Gomez performance monitoring

Now you can monitor the performance of your website with Gomez, the industry's leading solution for web experience management. Gomez gets you one step closer to your users' actual experience because performance testing and measurement originate outside the firewall—across the Internet's main highways.

Thanks to close integration with LimelightEXCHANGE Premium, you can request hourly end-point performance testing and measurements for your selected region. Measurement graphs are delivered directly to you via a daily email from Gomez.

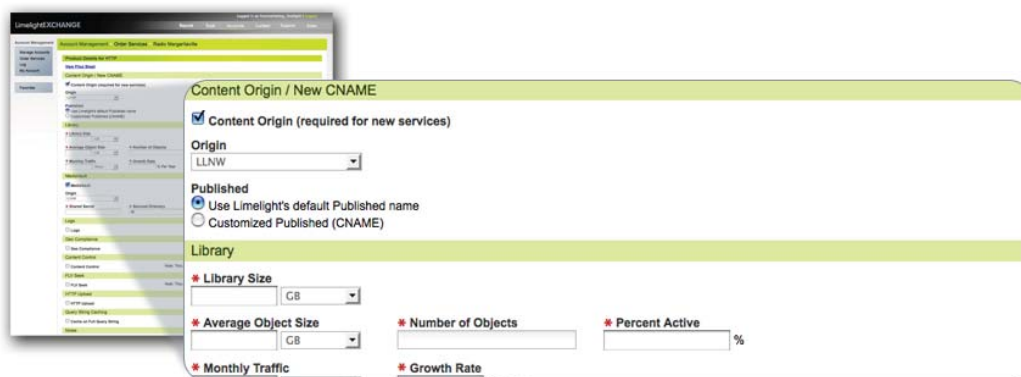


Keep track of your website's performance with hourly measurements.

Self-ordering

With LimelightEXCHANGE Premium, there's no need to contact Limelight Networks to add services, such as Windows Media or Flash—or to create sub-reports, sub-accounts, or additional FTP logins. Add them on your own and have them ready for use within 24 hours. You will receive an email letting you know the status of your order throughout the turn-up process.

With self-ordering, you have an intuitive interface for adding services on your own.



Additional URLs

Your content is the most important asset you have—and you want to market and monetize it fully. With LimelightEXCHANGE, you can understand which files are popular and how many end users are watching or downloading them. LimelightEXCHANGE Premium increases the number of trackable files (URLs) from 50 to 1000.

Two Levels of Service

Choose the right LimelightEXCHANGE service to meet the needs of your business.

LimelightEXCHANGE Features	Standard	Premium
Geo Reporting		●
Gomez integration		●
Self-ordering		●
URL tracking by service	50	1000
Secure web access	●	●
Ability to send reports via email	●	●
Data exports to Excel, CSV, or XML	●	●
Customized reports	●	●
Availability of logs	●	●
Visibility into hourly, daily, weekly, or monthly traffic patterns by service	●	●
Discovery of most popular URLs by requests or traffic	●	●
Multiple user profiles with custom permissions	●	●

Get started today

Contact Limelight Networks today. Our expert client services team will work with you to develop a content delivery solution that meets your business needs.

U.S. Corporate

2220 West 14th Street
 Tempe, AZ 85281
 1-866-200-5463
 1-602-850-5000
info-us@llnw.com

Europe

44-(0)207-430-2222
info-emea@llnw.com

Japan

81-3-5771-4230
info-jp@llnw.com

Asia Pacific

65-6549-7421
info-ap@llnw.com